












Country <sup>?</sup>	Acquisition			Behavior		
	Sessions <sup>?</sup> ↓	% New Sessions <sup>?</sup>	New Users <sup>?</sup>	Bounce Rate <sup>?</sup>	Pages / Session <sup>?</sup>	Avg. Session Duration <sup>?</sup>
	2,266 % of Total: 100.00% (2,266)	79.04% Avg for View: 78.99% (0.06%)	1,791 % of Total: 100.06% (1,790)	58.96% Avg for View: 58.96% (0.00%)	2.58 Avg for View: 2.58 (0.00%)	00:02:29 Avg for View: 00:02:29 (0.00%)
1.  United States	252 (11.12%)	78.97%	199 (11.11%)	57.94%	2.20	00:01:34
2.  Norway	247 (10.90%)	65.99%	163 (9.10%)	48.58%	2.74	00:03:35
3.  United Kingdom	204 (9.00%)	80.39%	164 (9.16%)	65.20%	2.36	00:02:19
4.  Netherlands	130 (5.74%)	83.08%	108 (6.03%)	60.00%	2.92	00:02:11
5.  Germany	119 (5.25%)	78.99%	94 (5.25%)	51.26%	3.02	00:03:52
6.  Italy	82 (3.62%)	71.95%	59 (3.29%)	62.20%	2.65	00:02:32
7.  Finland	75 (3.31%)	57.33%	43 (2.40%)	37.33%	3.24	00:04:38
8.  Russia	75 (3.31%)	78.67%	59 (3.29%)	61.33%	2.29	00:03:09
9.  France	62 (2.74%)	85.48%	53 (2.96%)	53.23%	3.16	00:03:24
10.  Canada	52 (2.29%)	92.31%	48 (2.68%)	69.23%	1.75	00:01:05
11.  Denmark	47 (2.07%)	91.49%	43 (2.40%)	68.09%	1.83	00:02:18